

Make a Tube Monkey

You will need:


A piece of brown card

Tape


Googly eyes

A piece of pipe cleaner


A paper banana cutout (optional)




1. Roll up the paper and stick it together to make a tube.



2. Stick on some googly eyes.



3. Stick on a paper banana.



4. Draw on some ears (or cut them out), nostrils and a mouth.

AMAZING ANIMALS



5. Add a pipe cleaner tucked at the bottom of the tube for a tail – tape it to secure it if you like.



Now you have a lovely tube monkey!