

SPOOKY!

Tube Bat and Owl

You will need:


Card for the wings

Card for the body

Eyes

Crayon

Double sided tape or Glue Stick



1. Put some double sided tape on your card strip (if it's missing) and remove the backing.



2. Roll up the card into a tube and use the tape to stick the edges together.




3. Press in the top of the tube to make ears.




4. Stick on some eyes.

SPOOKY!



5. Draw feathers and a beak for the owl.
Maybe some fangs for your bat



7. Put some tape in the middle of your wings (if it's missing) and peel off the backing.
8. Stick your wings onto the back of your owl or bat.



And that is your owl or bat!